

FACTS & FIGURES

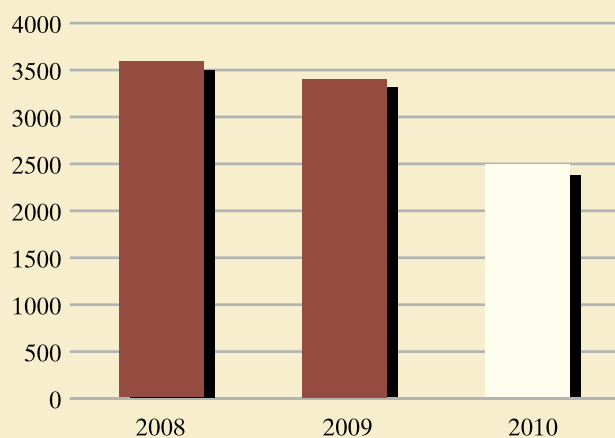
		2010	2009
Number of operating theatres:	Zurich	5	5
	Schwerzenbach	1	1
Number of beds:	inpatient	33	33
	outpatient	23	23
Number of patients		2494	3404
Number of patient care days		8309	9869
Patient mix:	Zurich Canton	72 %	78 %
	rest of Switzerland	25 %	19 %
	abroad	3 %	3 %
Insurance mix:	private	87 %	52 %
	semi-private	12 %	38 %
	general	1 %	9 %
Number of staff		141	141
Mix of treatments:	Plastic surgery	31 %	26 %
	Joint and sport surgery	23 %	18 %
	Eye surgery	10 %	10 %
	Vein surgery*	9 %	17 %
	Hand surgery	7 %	10 %
	Foot surgery	7 %	6 %
	ENT-surgery	4 %	5 %
	Maxillo-facial surgery	4 %	4 %
	Visceral surgery	3 %	2 %
	Other	2 %	2 %

* without operations of the 'Venenzentrum Rämistrasse', Zurich, which was outsourced in January 2010

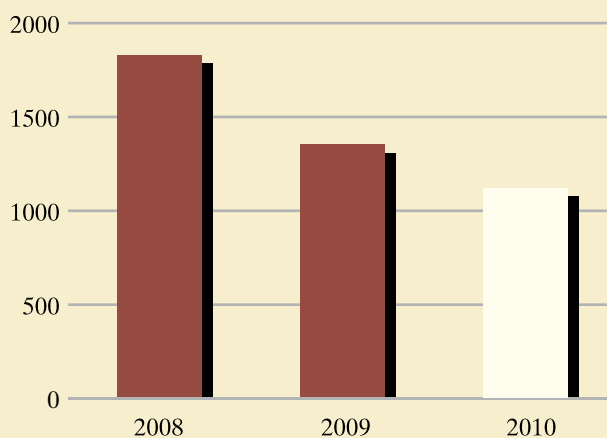
(Source: Annual Report 2010)

GRAPHICS

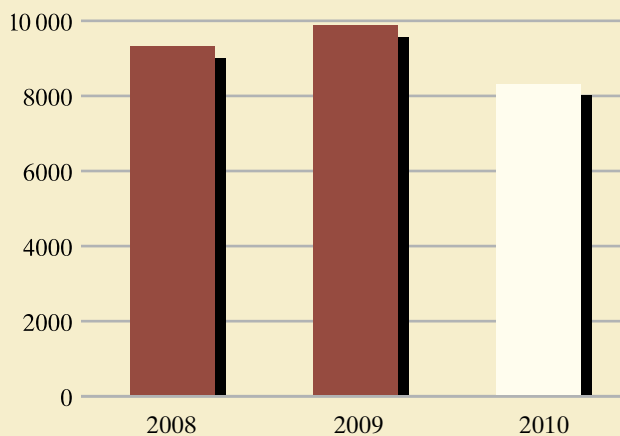
Number of patients



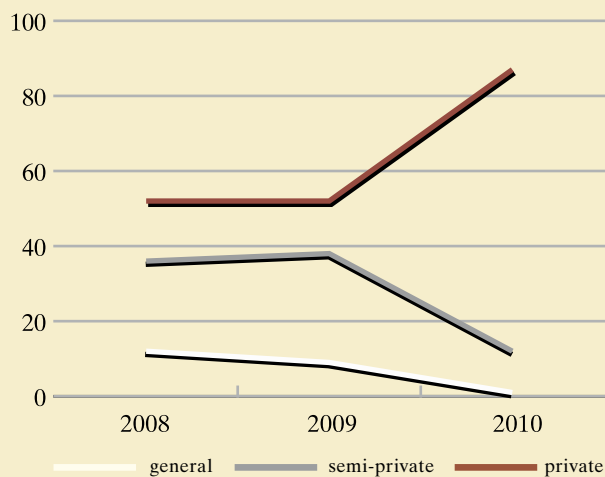
Operating profit (EBIDTA) (CHF... 000)



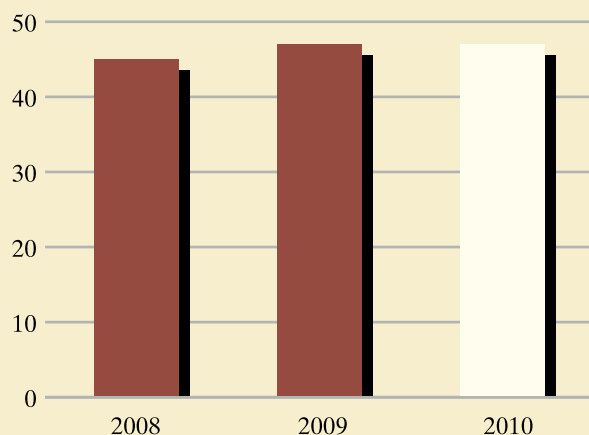
Number of patient care days



Insurance mix (%)



Manpower requirements (% of total revenue)



Medical expenses (% of total revenue)

